

PUBLIC LIBRARY

Pay for Copies and Prints

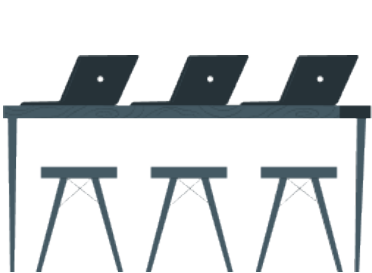


Features and Benefits

They are designed to streamline money management in an account-based environment. Its wide-ranging versatility allows users to add value to online accounts quickly and securely. In addition, the RSX1000 offers a gamut of cashless and currency options and eliminates staff intervention.

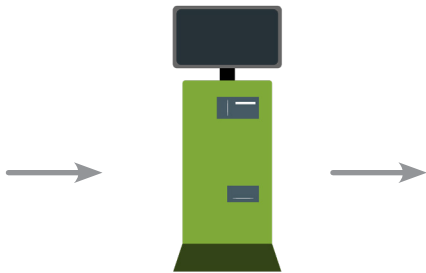
- Easy Interface
- Mounting Options
- Compatibility
- Ports/Styles
- Reduce paper and equipment costs
- Reduce staff intervention for patron copying
- Increase patron efficiency
- Convenient payment options:
 - Coins, Bills, Debit/Credit Cards, Mobile Pay

Workflow



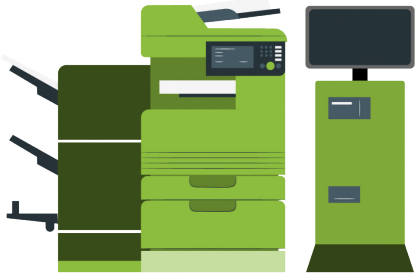
Step 1

The user prints their document, which is sent to the RSX1000



Step 2

User inserts the correct amount of coins, bills, or swipes card or mobile device to pay. After payment is made at the RSX1000, the print job can be released.



Step 3

Your prints are now ready to be picked up at the MFP that you chose.

Note*. If you need additional copies, you will need to add additional funds.

